

Holliston, MA

2023

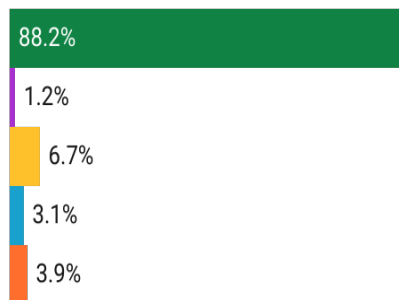
- Population: 14,891
- Median Household Income: \$142,348
- Per Capita Income: \$66,563



Socioeconomic

Race

White Black or African American Asian Hispanic or Latino origin (of any race) Other/Multiracial



Holliston

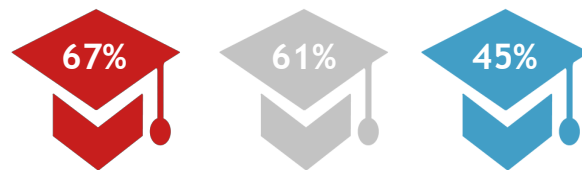
495/MW

MA

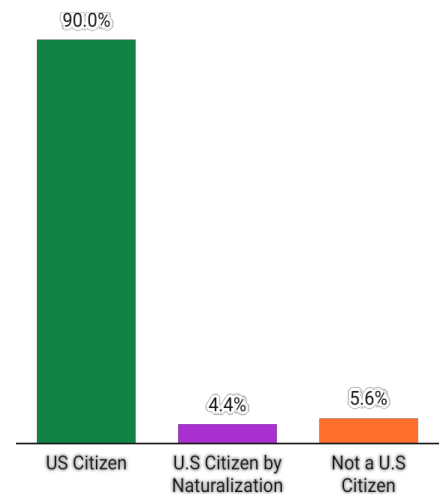
Population Growth (2011-2021)



Residents 25+ with a Bachelor's Degree or Higher



Citizenship

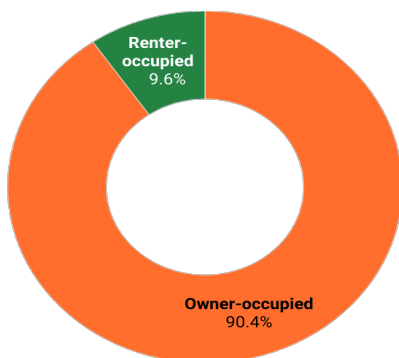


Total Housing Units: 5,617

Housing

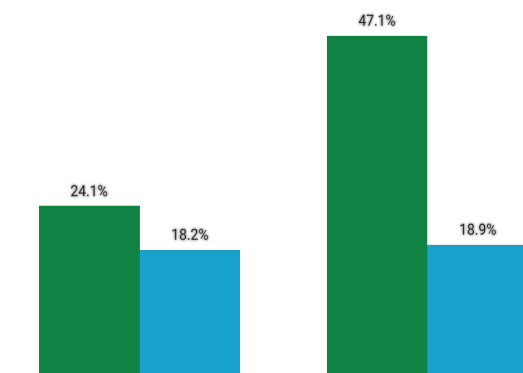
Vacant Housing Units: 132

Housing Tenure Holliston



Cost Burden

MetroWest Holliston



Year Structure Built

2000 or later

(12%)

1980-1999

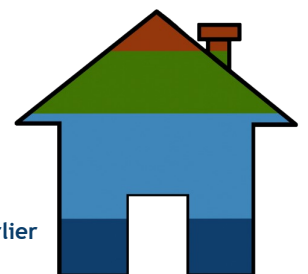
(16%)

1960-1979

(38%)

1959 or earlier

(34%)

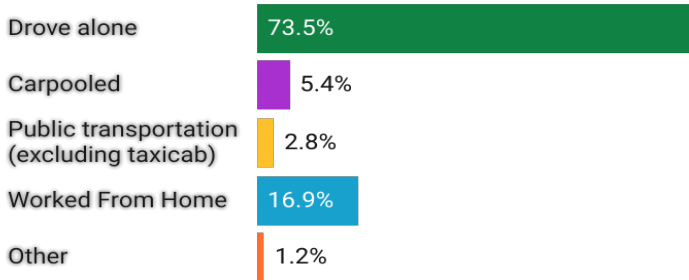


Prepared by the 495/MetroWest Partnership

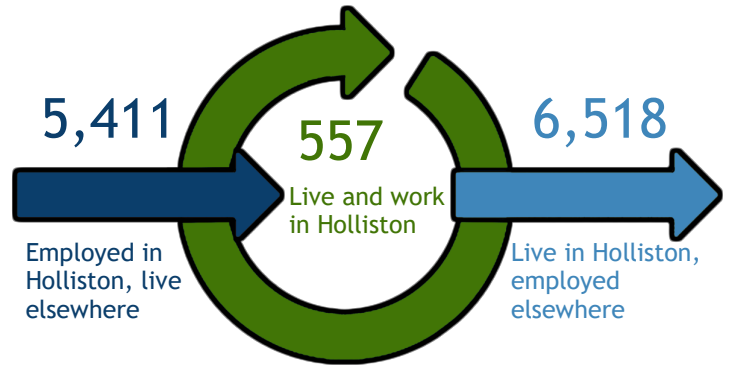
Sources: 2021 American Community Survey 5-Year; BLS, 2020 U.S. Census OnTheMap Application

Commuting

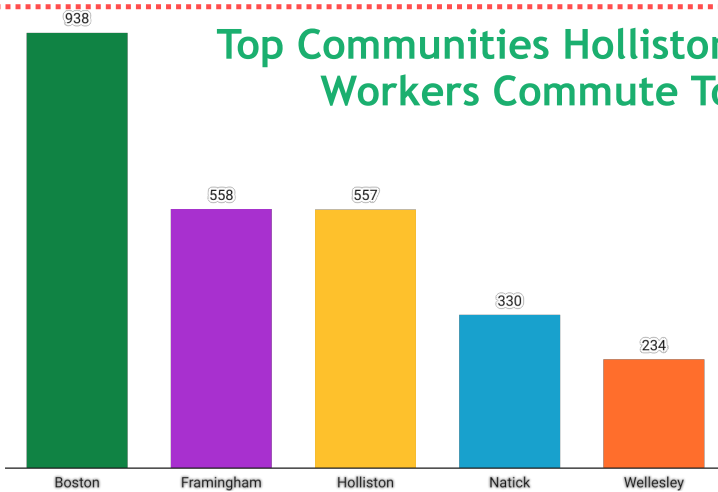
Getting to Work



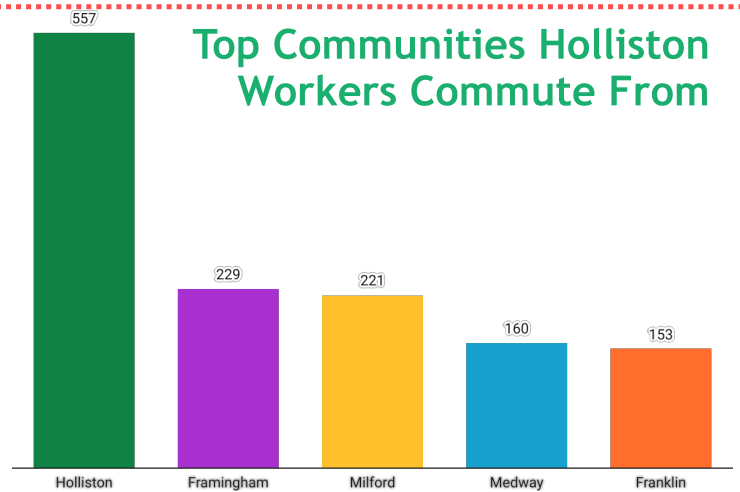
Inflow/Outflow



Top Communities Holliston Workers Commute To



Top Communities Holliston Workers Commute From



Key Industries

Top Number of Establishments by Industry (Q2 - 2022)



FY 22 Industry Data



Top Average Employment by Industry (Q2 - 2022)

